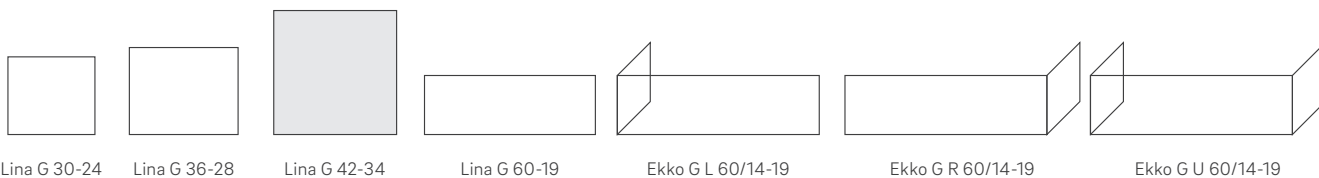


## DATA SHEET

### LINA G 42-34



#### Single-Sided Gas Fireplace Appliance

Technical Data	Nat gas	LP gas
Input Minimum	19.000 BTU/h	36.850 BTU/h
Input Maximum	17.060 BTU/h	34.120 BTU/h
Efficiency	68,3%	71,48%
Viewing Area	42 x 34"	
Installed Weight	617 lbs	

#### Chase Cavity

Minimum Air Intake Surface Base	110 in <sup>2</sup>
Minimum Air Release Surface Top	165 in <sup>2</sup>

#### Built-in method


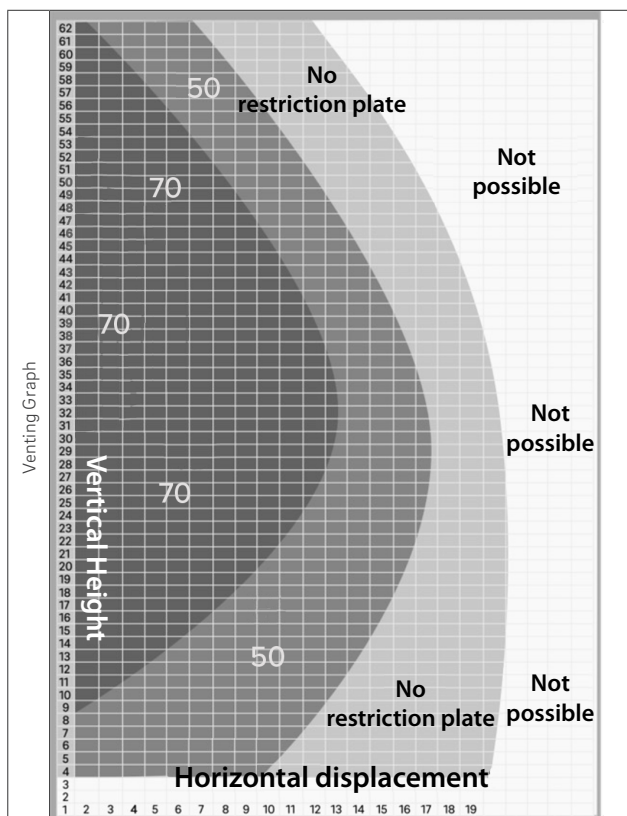
Zero Clearance  
 Type X Drywall Recommended  
 No Specific Requirements for Finishing Material  
 Approved Direct Vent Systems: Duravent DVA 58

#### Standard Interior

Interior Lining Anthracite (matte)  
 Ceramic Logs: Oak or Birch  
 Remote Control  
 Ember Bed Lighting

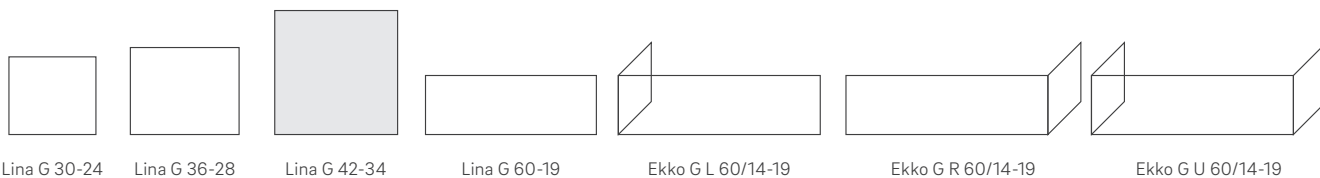
#### Accessories

"Fire Connects" WiFi App  
 Ceramic Black Glass (gloss)  
 Moonlight-Feature  
 Wall Switch

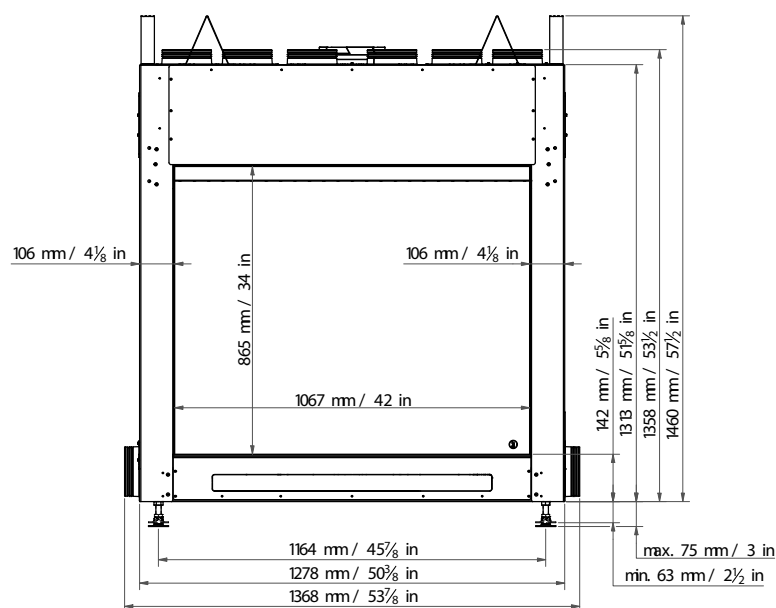


# DATA SHEET

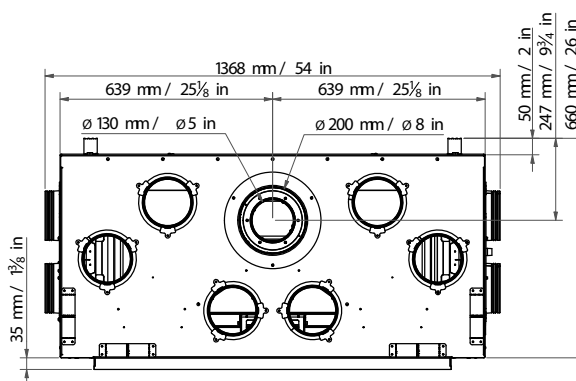
## LINA G 42-34



### Appliance Dimensions (Front View)



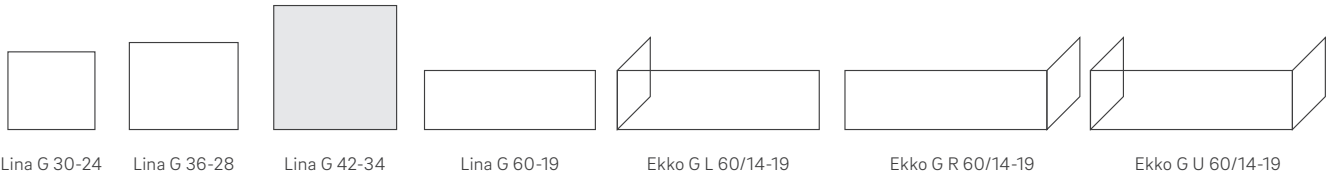
### Appliance Dimensions (Top View)



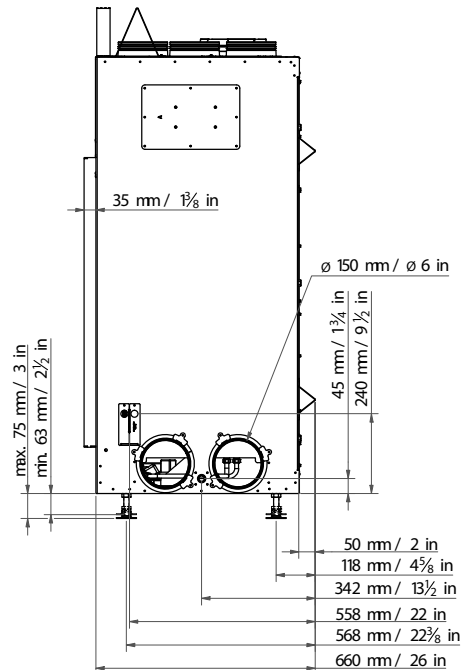
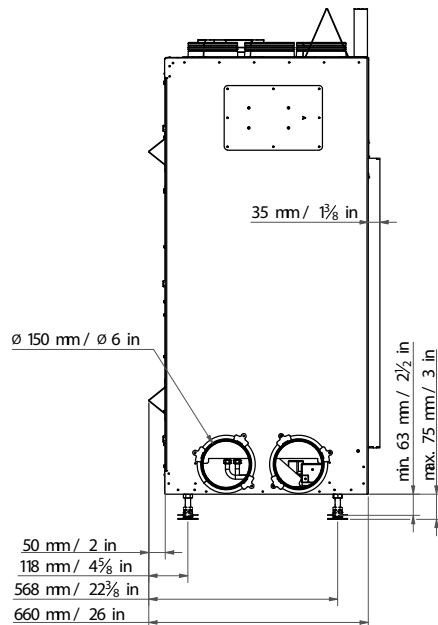
Hearth product illustrations may be similar. All photographs and drawings featured within are protected by copyright. Usage and publication, even of individual product details, is prohibited without written permission by Camina & Schmid Inc. Product and technical modifications can occur without formal notification, and therefore content within is subject to errors and omissions. Status 10/2024.

# DATA SHEET

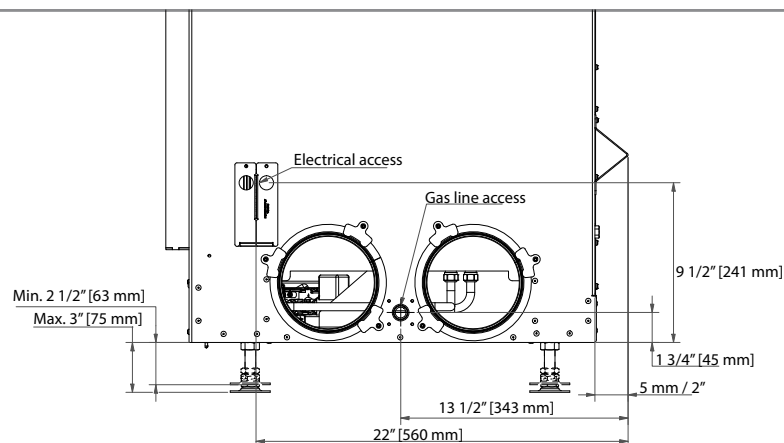
## LINA G 42-34



### Appliance Dimensions (Side View)



### Electrical / Gas connection



Hearth product illustrations may be similar. All photographs and drawings featured within are protected by copyright. Usage and publication, even of individual product details, is prohibited without written permission by Camina & Schmid Inc. Product and technical modifications can occur without formal notification, and therefore content within is subject to errors and omissions. Status 10/2024.

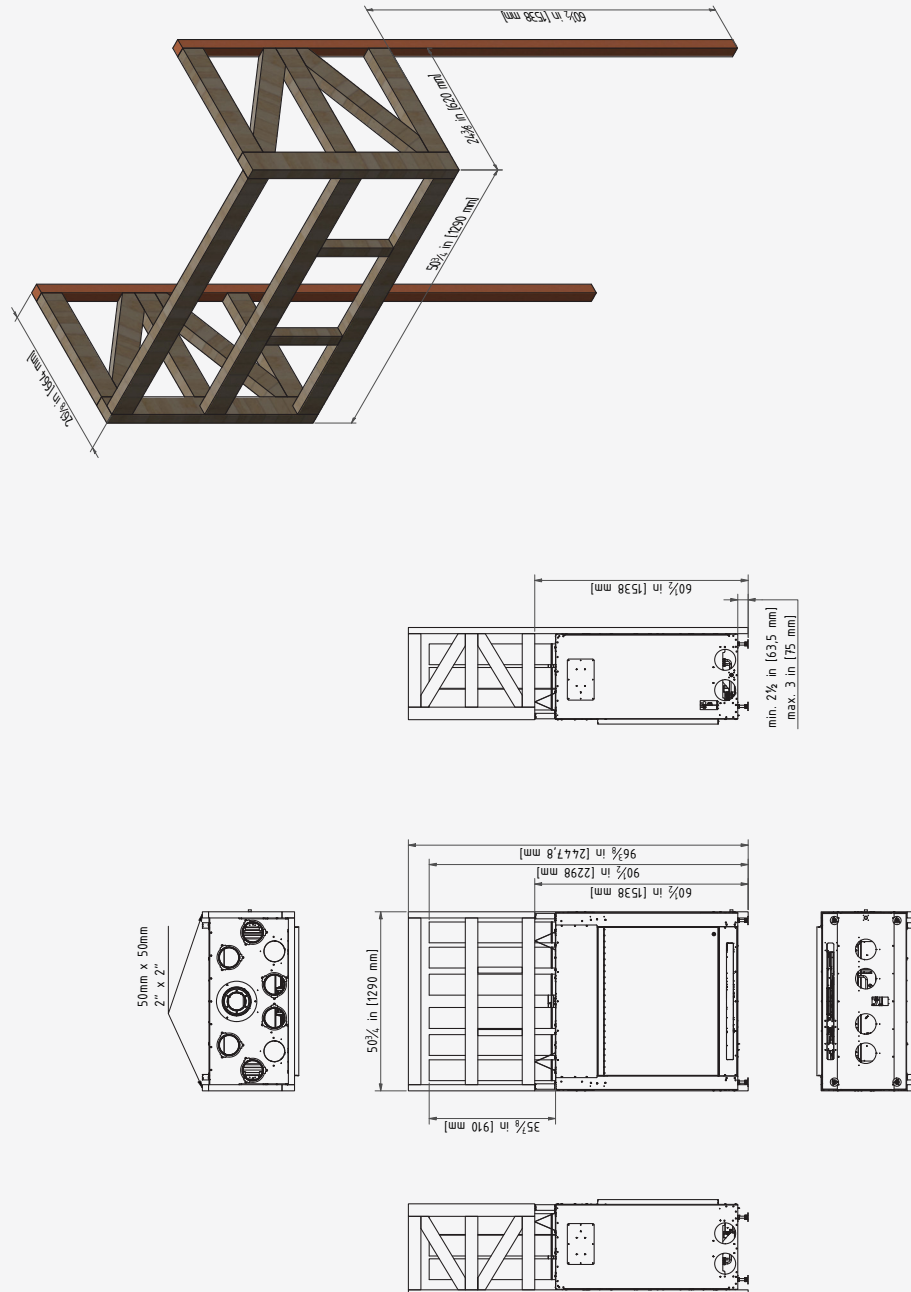
**Camina & Schmid Inc.**

80 Pine Street, 24th Floor · New York, NY 10005 · USA  
www.camina-schmid.com · info@camina-schmid.com

# DATA SHEET

## LINA G 42-34

### Dimensions



Hearth product illustrations may be similar. All photographs and drawings featured within are protected by copyright. Usage and publication, even of individual product details, is prohibited without written permission by Camina & Schmid Inc. Product and technical modifications can occur without formal notification, and therefore content within is subject to errors and omissions. Status 10/2024.