



Reignite the fire

Fire connects



Our vision

is to connect people through the experience of fire, adapting our fireplace products to each and every unique spatial situation. Every room offers different requirements in terms of form and function. Our products meet that challenge, delivering warmth and security while helping turn a house into a home.

Our diverse product range is designed and manufactured in Germany, borne of only the highest grade of carefully selected materials. Product research, prototyping and development is driven by customer demand, and attention to the finest detail is reflected in every product.

Content

Fire, family and fairness!

Our motivation is clear – fire connects – it always has, and always will. To connect humankind through the emotion and experience of fire inspires our every move.



Reignite the fire!	4
Our Products	6
Lina G 30-24.....	8
Lina G 36-28.....	12
Lina G 42-34.....	16
Lina G 60-19	18
Ekko G L 60/14-19	22
Ekko G R 60/14-19.....	26
Ekko G U 60/14-19	28
Accessories	30
Model Selection	34
Technical Data	35



Reignite the fire!

With a gas fireplace you bring warmth, atmosphere and on-demand coziness into your home. Experience Camina & Schmid combustion technology and enjoy comfort, style and innovation.

Test drive our flame simulator:
www.camina-schmid.com





Our Products

With a gas fireplace you bring warmth, atmosphere and on-demand coziness into your home. Experience Camina & Schmid combustion technology and enjoy comfort, style and innovation.



Lina G 30-24



Lina G 36-28



Lina G 42-34
-new-




Lina G 60-19



Ekko G L 60/14-19



Ekko G R 60/14-19



Ekko G U 60/14-19

Lina G 30-24


The square-shaped design of the Lina fireplaces is rooted in classic fireplace style. Its compact size offers a generously-filled firebox that invites you to linger in front of the natural flame. The Lina G 30-24 offers the smallest fireplace footprint of our range.

Fire on demand

The intelligent remote control is made for easy handling and simple operation of all Camina & Schmid gas fireplaces. Simply switch on the device and choose between a uniform flame display, or ECO mode – where the flame display varies dynamically, resulting in a beautiful flame that saves energy and produces less heat.



Technical Data
Lina G 30-24



*Innovative technology
for young and old.*





When modern design meets the warmth of traditional forms, a space is created that is not only beautiful but also meaningful. Clean lines blend with handcrafted details, and the interplay of light and shadow evokes memories of long-forgotten evenings by the fire.





Lina G 30-24

*The world may change,
but the fire remains.*



Lina G 36-28

Comfort in its purest form – an evening in front of the fireplace. Crackling embers and a cozy atmosphere – a large visible fire warms our home and our hearts. The large frameless glass and elevated hearth of the Lina G 36-28 will intensify your time in front of the fire.

- ① **Made in Germany – made for you**
 Since 2001, we've proudly designed, developed, and produced combustion technology in Germany, meeting the highest quality standards while leading in social, safety, and environmental responsibility.



Technical Data
 Lina G 36-28





"The world is ever-changing, but as long as we can sit by the fire, we will always be together. The aesthetics of the flame display and effect of the glowing coal bed mesmerizes us for hours on end."










Lina G 42-34

The wait is over for the latest addition to the Camina & Schmid appliance lineup. The Lina G 42, our largest traditional-sized fireplace is coming soon in 2025. Big viewing window, big flame, and a great big presence to define the focus of any room. The Lina G 42 rounds out our boutique range of linear and traditional gas fireplaces, which together satisfy 80% of the desired sizes in today's market. We focus on the most popular formats, and you will find what you are looking for in our gas fireplaces.



Technical Data
Lina G 42-34








Technical Data
Lina G 60-19

Lina G 60-19

Modern meets traditional elegance. We frame the traditional elements of fire in a modern format, with an eye on maximizing the impressive flame within a reduced firebox. Architecture and fire are here in perfect symbiosis, as room design walks hand-in-hand with the fire to a place where the soul comes to calm down and relax.



*When the days are getting shorter
and the cold season nears, we all
need rest and warmth. It's the ideal
time to focus on oneself, to recharge
the body in harmony with nature
and turn on the fire to relax
your soul.*



A woman with long, wavy hair, wearing a dark, short-sleeved top, is performing a massage on a person's back. She is leaning over the person, with her hands placed on their lower back. The scene is dimly lit, with soft light highlighting the woman's face and the person's back. The overall mood is calm and therapeutic.

*Warmth is a
state of being.*


In the coziest of ways, the fire transforms the restaurant into an intimate, warm and inviting atmosphere. Spending the evening in front of the fireplace with friends, losing all track of time.

Ekko G L 60/14-19

L-shaped corner models give the fire more dimension, more connection, opening the view to intimate spaces. The visual angle at which the fire enters the room is increased, so that more people and new friends can enjoy the fire together.



Technical Data
Ekko G L 60/14-19



*In the moment... with my
friends and family.*



Ekko G L 60/14-19



"After work, I love to come home to a lit fire and talk about the day's events. The fire is the hearth of our home – it offers a sense of place, and brings us closer together."

i Trust and safety

Minimal energy for start-up, controlled cross lighting, double glass barrier with heat-resistant/reflective inner pane, and safety glass outer pane. Double flame guard and oversized pressure relief valves are only a few of the many Camina & Schmid gas fire safety specifications. Safety is everything.



*Fire relaxes
and connects.*



Ekko G L 60/14-19

*Safety, for those
dearest to our hearts.*





*The feeling of comfort in warmth,
health and safety. Something every
grandparent wants, a safe place
for their little ones to play and
experience joy.*

Ekko G R 60/14-19

Safety for all is not just a goal, but a matter of course at Camina & Schmid. Our safety stewardship applies to our family of employees, the products we manufacture, and the services we provide.



Technical Data
Ekko G R 60/14-19

Ekko G U 60/14-19

Three-sided view; fire shines through the large viewing area and frames the open room. Warmth and light radiate comfort to all around it.



Second burner function

The second burner function gives you more control over your fire. The control range in heat output and energy absorption is nearly doubled. Coupled with the ECO mode, the second burner allows you to perfectly match the fire output and visual dynamics to your needs.



Technical Data

Ekko G U 60/14-19



*Combines aesthetics,
form and function.*



In the coziest of ways, the fire transforms the restaurant into an intimate, warm and inviting atmosphere. Spending the evening in front of the fireplace with friends, losing all track of time.



Accessories

Our accessories help you personalize the fireplace of your dreams, with interior linings, wood logs, and many other items ensuring it suits you perfectly.

+ Interior lining

The rear and side walls of the combustion chamber can be lined in anthracite (matte) or ceramic black glass (gloss). The inner lining of ceramic glass reflects the flames and gives the combustion chamber more depth.




Matte

+ Ceramic logs


We use real wood samples to create highly detailed ceramic replicas using an in-house molding technique. Artisanal airbrush methods with heat-resistant paint make the logs nearly indistinguishable from real wood.



Oak



Gloss



Birch



+ Fire connects

Control your Camina & Schmid gas fireplace from your smart phone or tablet with the Fire Connects-App, and sit back. The app offers standard settings such as switching the fireplace on and off, to advanced settings like individualized flame display. Not only are you in control of safety and comfort, but with setting options in ECO mode you are able to fully program your personalized dynamic flame display.

Full control

The colorful WiFi-App gives you full control over your fireplace. In addition to direct manual programming, you can choose from a thermostatic program and a fully programmable ECO mode for an individualized, dynamic yet efficient flame display.



+ Moonlight-Feature

The Camina & Schmid Moonlight Feature allows you to tailor the fire to suit your every mood. Using the Fire Connects app, you can adjust both the light intensity and color to your personal preference. The Moonlight Feature offers the full range of the RGB spectrum, giving you complete control. Whether you're looking for a soft, warm ambiance for relaxed moments or a vibrant color display for special occasions, this feature lets you create the perfect atmosphere.



Model selection

Made in Germany

Our accessories help you personalize the fireplace of your dreams. Interior linings, wood logs, air distribution systems and many control options help ensure your fireplace suits you perfectly.



Lina G 30-24



Lina G 36-28



Lina G 60-19



Lina G 42-34



Ekko G L/R 60/14-19



Ekko G U 60/14-19



Interior Lining: Ceramic black glass (gloss) – optional



Interior lining: Anthracite (matte) – standard



Ceramic logs – Oak



Ceramic logs – Birch

Technical Data

Our specially selected range offers seven versatile models that leave plenty of room for creative license. The focus remains on delivering the perfect fire experience at the highest technical level.

Technical data		Lina G 30-24	Lina G 36-28	Lina G 42-34	Lina G 60-19	Ekko G U 60/14-19	Ekko G R 60/14-19	Ekko G L 60/14-19
Input Minimum	Nat Gas	12.000 BTU/h	12.150 BTU/h	19.000 BTU/h	20.800 BTU/h	20.800 BTU/h	20.800 BTU/h	20.800 BTU/h
	LP Gas	10.250 BTU/h	10.250 BTU/h	17.060 BTU/h	15.400 BTU/h	15.400 BTU/h	15.400 BTU/h	15.400 BTU/h
Input Maximum	Nat Gas	24.930 BTU/h	28.350 BTU/h	36.850 BTU/h	43.500 BTU/h	43.500 BTU/h	43.500 BTU/h	43.500 BTU/h
	LP Gas	22.880 BTU/h	25.275 BTU/h	34.120 BTU/h	35.600 BTU/h	35.600 BTU/h	35.600 BTU/h	35.600 BTU/h
Efficiency	Nat Gas	71.7 %	70.9 %	68,3 %	67.7 %	67.7 %	67.7 %	67.7 %
	LP Gas	72.8 %	72.7 %	71.4 %	69.8 %	69.8 %	69.8 %	69.8 %
Viewing Area (inch)		29 x 23"	34 x 26"	42 x 32"	56 x 17"	60 x 19"	58 x 19"	58 x 19"
Window width	Inch	29"	34"	42"	56"	60"	60"	65"
Window height	Inch	25"	27"	34"	19"	19"	19"	19"
Window depth	Inch	-	-	-	-	14"	14"	14"
Installed weight		420 lbs	485 lbs	617 lbs	585 lbs	606 lbs	595 lbs	595 lbs
Minimum Air Intake Surface Base		110 in²	110 in²	110 in²	160 in²	160 in²	160 in²	160 in²
Mimumin Air Release Surface Top		165 in²	165 in²	165 in²	240 in²	240 in²	240 in²	240 in²
Built-in Method (Zero Clearance Type X drywall recommended)		✓	✓	✓	✓	✓	✓	✓
Approved Direct Vent Systems		Duravent DVA 58	Duravent DVA 58	Duravent DVA 58 ICC Excell Direct Vent 5D MetalFab Direct Vent 5D	Duravent DVA 58	Duravent DVA 58	Duravent DVA 58	Duravent DVA 58

Accessories		Lina G 30-24	Lina G 36-28	Lina G 42-34	Lina G 60-19	Ekko G U 60/14-19	Ekko G R 60/14-19	Ekko G L 60/14-19
Ceramic logs	Oak	Standard	Standard	Standard	Standard	Standard	Standard	Standard
	Birch	Standard	Standard	Standard	Standard	Standard	Standard	Standard
Remote Control		Standard	Standard	Standard	Standard	Standard	Standard	Standard
Ember Bed Lighting		Standard	Standard	Standard	Standard	Standard	Standard	Standard
Interior lining	Anthracite (matte)	Standard	Standard	Standard	Standard	Standard	Standard	Standard
	Ceramic Black Glass (gloss)	Optional	Optional	Optional	Optional	Optional	Optional	Optional
"Fire Connects" Wi-Fi App		Optional	Optional	Optional	Optional	Optional	Optional	Optional
Moonlight-Feature and RGB light (included Wi-Fi App)		N/A	N/A	Optional Moonlight white (no RGB)	Optional	Optional	Optional	Optional
Wall Switch		Optional	Optional	Optional	Optional	Optional	Optional	Optional



www.camina-schmid.com